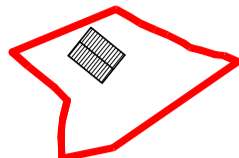


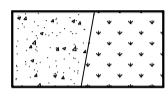

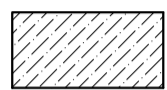


# LEGENDA

-  unità minima intervento mq 380
-  aree transito/sosta mq 87+25
-  resede pertinenziale mq 207
-  aree permeabili mq 319
-  fabbricato di intervento
-  fabbricato residenziale

EDIFICIO OGGETTO DI PdR

LIMITE AREA INTERVENTO

p.lla 89

p.lla 805

p.lla 108

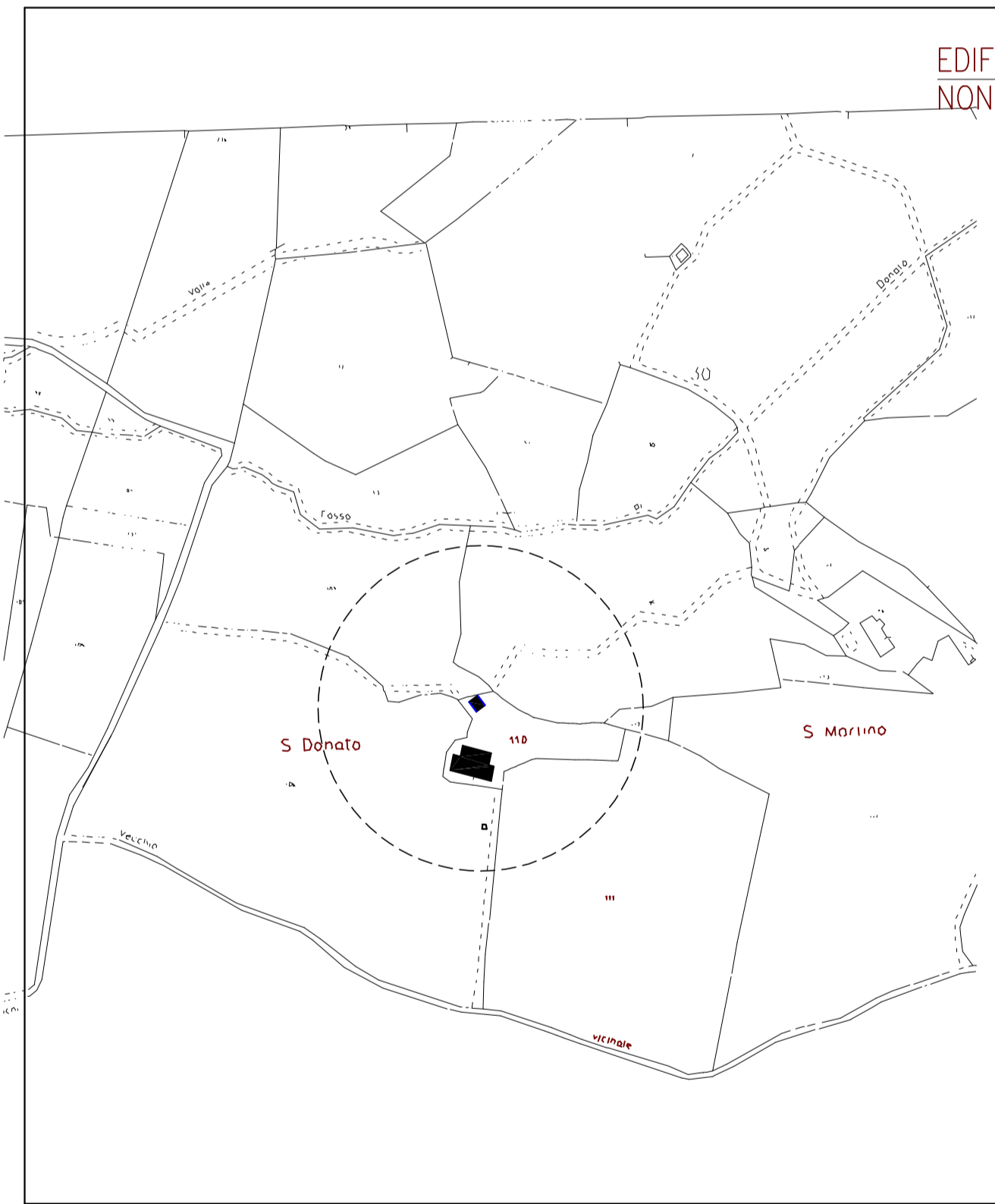
ESISTENTE

p.lla 111

EDIFICIO RESIDENZIALE  
NON OGGETTO DI PdR

POZZO

PLANIMETRIA 1:400



CATASTALE – foglio 31 Bibbiena

COMUNE DI BIBBIENA  
PROVINCIA DI AREZZO

PIANO RECUPERO DI FABBRICATO PERTINENZIALE IN LOC. SAN DONATO - SOCI

COMMITENTE: GIOVANNINI Nadia

DATA: AGO. '20    SCALA: 1:100

TAVOLA: AREA INTERVENTO - STANDARD

A8i

